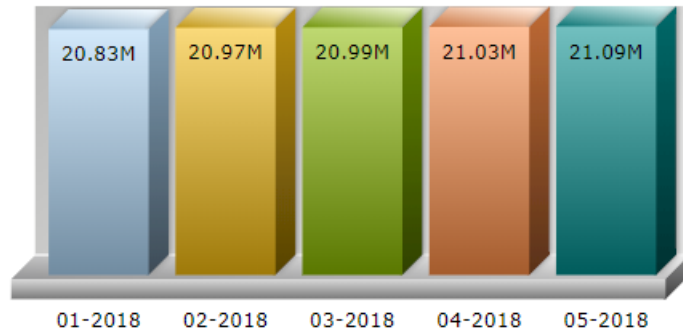


Track MEDICARE ADVANTAGE and PART D membership *by plan*



COMPETE *more effectively* for SENIOR MARKET business using the latest product and plan intelligence

Save TIME and MONEY with **Medicare Business Online™** ... MFA processes & uploads CMS data to make it easy for you.

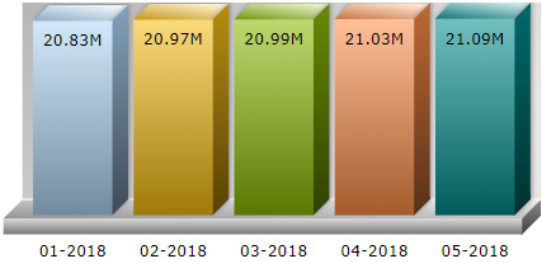












- ✓ Updates within 1-day of CMS release
- ✓ All tables & datasets Downloadable
- ✓ Medicare eligible data and senior market projections

Track month to month enrollment for **Medicare Advantage** and **PDP** nationwide.

- ✓ Competitor and market analysis just got easier
- ✓ Membership trends and market share from 2006 through current
- ✓ County-level, state and parent-level tables
- ✓ Metropolitan Statistical Area Views
- ✓ CMS reports, directories and important notices

## CMS-reported Managed Medicare Enrollment & Market Share

Totals reflect enrollment as of the May 01, 2018 payment. The payment reflects May enrollments accepted through April 06, 2018.

Medicare Advantage (MA) Enrollment	Prescription Drug Plan (PDP) Enrollment	Medicare Market Demographics												
<a href="#">MA National by Parent &amp; Contract</a> <a href="#">MA State by Parent &amp; Contract</a> <a href="#">MA County by Parent &amp; Contract</a> <a href="#">MA LIS County by Parent &amp; Contract</a> <a href="#">MA SNP (Special Needs Plans) State by Plan</a> <a href="#">MA National by Parent &amp; Plan</a> <a href="#">MA State by Parent &amp; Plan</a> <a href="#">MA County by Parent &amp; Plan</a> <a href="#">MA by County by Plan / Download ALL per Period</a>	<a href="#">PDP National by Parent &amp; Contract</a> <a href="#">PDP State by Parent &amp; Contract</a> <a href="#">PDP County by Parent &amp; Contract</a> <a href="#">PDP LIS County by Parent &amp; Contract</a>  <a href="#">PDP National by Parent &amp; Plan</a> <a href="#">PDP State by Parent &amp; Plan</a> <a href="#">PDP County by Parent &amp; Plan</a> <a href="#">PDP by County by Plan / Download ALL per Period</a>	<a href="#">Eligibles &amp; Penetration Rates</a> <a href="#">65+ Population Estimates</a>  Current Medicare Advantage and PDP penetration rates by county plus 65+ population estimates by state and county.  Data sources: CMS and U.S. Census Bureau												
New Metropolitan Statistical Area Views	MA Enrollment Summary	Additional CMS Resources												
<a href="#">MA Metro Area by Parent and Contract</a> <a href="#">MA Metro Area by Parent and Plan</a> <a href="#">MA LIS County by Parent &amp; Contract</a> <a href="#">PDP Metro Area by Parent and Contract</a> <a href="#">PDP Metro Area by Parent and Plan</a> <a href="#">PDP LIS County by Parent &amp; Contract</a> <a href="#">Eligibles and Penetration Rates by Metro Area</a>	 <table border="1" style="margin: 0 auto; border-collapse: collapse;"> <caption>MA Enrollment Summary</caption> <thead> <tr> <th>Month</th> <th>Enrollment (M)</th> </tr> </thead> <tbody> <tr> <td>01-2018</td> <td>20.83M</td> </tr> <tr> <td>02-2018</td> <td>20.97M</td> </tr> <tr> <td>03-2018</td> <td>20.99M</td> </tr> <tr> <td>04-2018</td> <td>21.03M</td> </tr> <tr> <td>05-2018</td> <td>21.09M</td> </tr> </tbody> </table>	Month	Enrollment (M)	01-2018	20.83M	02-2018	20.97M	03-2018	20.99M	04-2018	21.03M	05-2018	21.09M	<a href="#">CMS Newsroom</a> <a href="#">Landscape Source Files - CMS</a>  <a href="#">Monthly Summary Enrollment - CMS</a>  or  <a href="#">MA Contract Service Area State/County - CMS</a>  <a href="#">PDP Contract Service Area State/County - CMS</a>  <a href="#">State Service Area - CMS</a>  <a href="#">MA Plan Directory - CMS</a>  and  <a href="#">PDP Plan Directory - CMS</a>  and  <a href="#">Enforcement Actions - CMS</a>  <a href="#">Compliance Actions - CMS</a> 
Month	Enrollment (M)													
01-2018	20.83M													
02-2018	20.97M													
03-2018	20.99M													
04-2018	21.03M													
05-2018	21.09M													

## Query-driven Tables with Easy “Download to Excel”

### MA National by Parent & Contract Parent View | [Contract View](#)

Parent:

Plan Type:

Org Type:

[? About this Data](#) [Download](#)

Drag a column header and drop it here to group by that column. When sorting: first click = descending, 2nd click= ascending, 3rd click= no sorting.

Parent	TOTAL	MA-PD	TOTAL	MA-PD	TOTAL	MA-PD	TOTAL	MA-PD	TOTAL	MA-PD
	01-2018		02-2018		03-2018		04-2018		05-2018	
A&D CHARITABLE FOUNDATION, INC.	95	95	96	96	97	97	101	101	103	103
ACENSION HEALTH	264	264	265	265	260	260	263	263	265	265
AETNA GRP	1,707,036	1,232,972	1,749,708	1,265,769	1,751,605	1,271,226	1,754,980	1,277,481	1,759,417	1,283,183
AFFINITY HEALTH SERVICES HOLDING INC	13,235	13,235	13,308	13,308	13,360	13,360	13,408	13,408	13,538	13,538
AGEWELL NEW YORK, LLC	4,461	4,461	4,726	4,726	4,791	4,791	4,864	4,864	4,894	4,894
AHF GRP	2,250	2,250	2,258	2,258	2,276	2,276	2,269	2,269	2,258	2,258
ALBRIGHT CARE SERVICES	192	192	186	186	182	182	181	181	178	178
ALOHA CARE	1,406	1,406	1,422	1,422	1,454	1,454	1,512	1,512	1,543	1,543
ALTAMED HEALTH SERVICES	1,750	1,750	1,750	1,750	1,749	1,749	1,766	1,766	1,770	1,770
AMARILLO MULTISVC CTR FOR THE AGING	127	127	127	127	125	125	124	124	124	124
AMERICAN HLTH INC	115,238	113,983	113,734	112,483	112,476	111,221	112,251	110,974	111,811	110,521
AMERICAS 1ST CHOICE GRP	134,665	132,805	134,756	132,937	135,110	133,322	135,461	133,693	135,978	134,221
ANTHEM INC GRP	674,874	670,067	680,277	675,637	682,009	677,336	687,428	682,672	696,073	691,222
APPALACHIAN AGENCY FOR SENIOR CITIZENS	89	89	87	87	87	87	86	86	84	84
ARDENT HLTH SERV GRP	10,624	10,624	10,423	10,423	10,285	10,285	10,169	10,169	10,102	10,102
ARKANSAS BCBS GRP	17,929	12,268	18,081	12,449	18,020	12,434	17,894	12,384	17,833	12,369

- Query the database using tables with “drop-down select” filters
- Narrow your search by filtering within the columns
- Click on column headers to sort ascending – descending order
- Download to Excel

Or