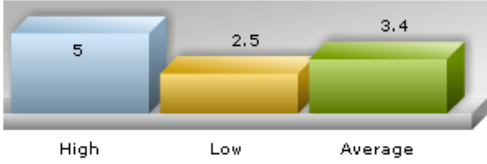

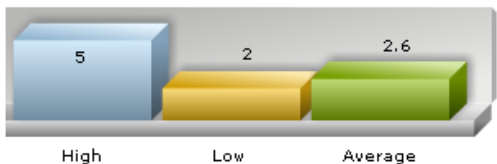


Plan Benefit Comparisons		Download Benefit and Rating Files
<p><b>Medicare Advantage (MA)</b></p> <p>MA-PD Benefits <a href="#">State</a> <a href="#">County</a></p> <p>MA Key Benefits <a href="#">State</a> <a href="#">County</a></p> <p>MA Cost Estimates <a href="#">State</a> <a href="#">County</a></p> <p>MA Other Benefits <a href="#">State</a> <a href="#">County</a></p> <p>To download all Medicare Advantage and PDP Benefit fields for comparison, visit the <a href="#">File Export Library</a></p>	<p><b>Prescription Drug Plans (Stand-alone PDP)</b></p> <p>PDP Benefits <a href="#">State</a> <a href="#">County</a></p> <p><b>PDP Quality Ratings Snapshot for Year: 2011</b></p>  <p>High      Low      Average</p>	<p><b>Medicare Advantage &amp; PDP</b></p> <p>File Type: <input type="text" value="Plan Information"/></p> <p>State: <input type="text" value="AK"/></p> <p> <a href="#">Download</a></p> <p>Select a File Type and State and click Download OR visit the <a href="#">File Export Library</a></p> <p><a href="#">MBA Data Dictionary</a></p>
<p><b>Star Quality Ratings</b></p> <p><b>Medicare Advantage Quality Ratings Snapshot for Year: 2011</b></p>  <p>High      Low      Average</p>		<p><b>Support</b></p> <p><a href="#">Apr 22, 2011 Subscriber Update</a></p> <p><a href="#">Nov 24, 2010 Subscriber Update</a></p> <p><a href="#">Nov 15, 2010 Subscriber Update</a></p> <p><a href="#">Nov 5, 2010 Subscriber Update</a></p> <p><a href="#">Oct 21, 2010 Subscriber Update</a></p> <p>Please call MFA at 207.985.8484 should you have questions.</p>

**MEDICARE BENEFITS ANALYZER™ for MEDICARE ADVANTAGE & PDP BENEFITS DETAIL:**

- ✓ **Subscribe Now** for access to 2012 data CMS plans to release on Oct 1, 2011
- ✓ **2012 and 2011 PLAN BENEFIT DETAIL** from the Medicare.gov Plan Finder tools
- ✓ **2012 and 2011 STAR QUALITY RATINGS** that measure relative quality of all MA and Part D plans
- ✓ **STAR RATINGS DETAIL** for analyzing how to increase your ratings through product development
- ✓ **Easy-to-use, interactive web tables** present key data elements by **PLAN, STATE & COUNTY**
- ✓ **File Export Library** for easy data downloads & integration with internal datasets

**ANNUAL SUBSCRIPTION OPTIONS:**

- Single State (5 user seats) currently \$4,200
  - 50 States (5 user seats) currently \$9,000
  - 50 States (enterprise-wide license) upon request
- Prices are subject to change without notice*

## Online Tables with Easy-to-use Filters and Queries for Quick Search and Download

Plan Info - Benefit Comparisons
Star Quality Ratings
Export Data Files
Your Portal
Logout

### Medicare Advantage Cost Estimates by State

Year: 2011

State: CA

Plan Type: ALL

[Download to Excel \[CSV\]](#)

Gov URL	Plan	Plan Type	Plan ID	State	Annual Cost Est	Part B Premium Cost Est	Health Premium Cost
	<input type="text"/>	<input type="text"/>	<input type="text"/>	<input type="text"/>	<input type="text"/>	<input type="text"/>	<input type="text"/>
<a href="#">Profile</a>	AARP MedicareComplete (HMO)	HMO	H0543-029	CA	\$5,400	\$115.40	\$87.40
<a href="#">Profile</a>	AARP MedicareComplete (HMO)	HMO	H0543-032	CA	\$4,950	\$115.40	\$51.70
<a href="#">Profile</a>	AARP MedicareComplete (HMO)	HMO	H0543-036	CA	\$4,650	\$115.40	\$76.60
<a href="#">Profile</a>	AARP MedicareComplete (HMO)	HMO	H0543-070	CA	\$5,050	\$115.40	\$65.60
<a href="#">Profile</a>	AARP MedicareComplete (HMO)	HMO	H0543-085	CA	\$4,050	\$115.40	\$0
<a href="#">Profile</a>	AARP MedicareComplete (HMO)	HMO	H0543-086	CA	\$5,050	\$115.40	\$67.10
<a href="#">Profile</a>	AARP MedicareComplete (HMO)	HMO	H0543-089	CA	\$4,750	\$115.40	\$82.50

### MEDICARE BENEFITS ANALYZER™ for MEDICARE ADVANTAGE & PDP BENEFITS DETAIL:

- ✓ Online tables make quick lookups easy
- ✓ Compare key benefits, premiums, co-pays, prescription drug tiers and cost estimates by plan within selected state and county
- ✓ Analyze Star Quality ratings and performance measures that drive rankings for every plan

## File Export Library for Downloading More Comprehensive Datasets

### File Export Library

#### 50-State Export

Data Type: Plan Information | Year: 2011 | Export File Type: CSV (Comma-separated values) [Download](#)

#### About this Data

IMPORTANT: The "Premiums" field in all Plan Info tables reflects Health Premium only. Both Health Premium and Drug Premium are output separately within each table.

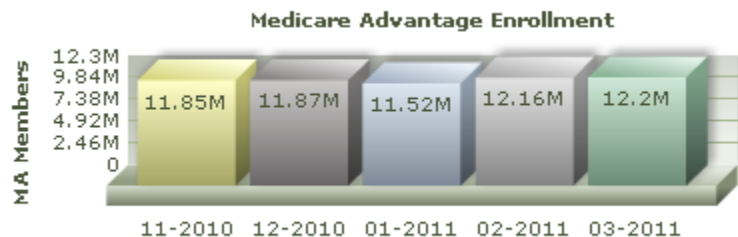
State	2011 Plan Information	2011 Rating Information	2011 Rating Detail Information
AK	<a href="#">PlanInfo_AK.csv</a>	<a href="#">RatingInfo_AK.csv</a>	<a href="#">RatingInfoDetail_AK.csv</a>
AL	<a href="#">PlanInfo_AL.csv</a>	<a href="#">RatingInfo_AL.csv</a>	<a href="#">RatingInfoDetail_AL.csv</a>
AR	<a href="#">PlanInfo_AR.csv</a>	<a href="#">RatingInfo_AR.csv</a>	<a href="#">RatingInfoDetail_AR.csv</a>
AZ	<a href="#">PlanInfo_AZ.csv</a>	<a href="#">RatingInfo_AZ.csv</a>	<a href="#">RatingInfoDetail_AZ.csv</a>
CA	<a href="#">PlanInfo_CA.csv</a>	<a href="#">RatingInfo_CA.csv</a>	<a href="#">RatingInfoDetail_CA.csv</a>
CO	<a href="#">PlanInfo_CO.csv</a>	<a href="#">RatingInfo_CO.csv</a>	<a href="#">RatingInfoDetail_CO.csv</a>
CT	<a href="#">PlanInfo_CT.csv</a>	<a href="#">RatingInfo_CT.csv</a>	<a href="#">RatingInfoDetail_CT.csv</a>
DC	<a href="#">PlanInfo_DC.csv</a>	<a href="#">RatingInfo_DC.csv</a>	<a href="#">RatingInfoDetail_DC.csv</a>
DE	<a href="#">PlanInfo_DE.csv</a>	<a href="#">RatingInfo_DE.csv</a>	<a href="#">RatingInfoDetail_DE.csv</a>
FL	<a href="#">PlanInfo_FL.csv</a>	<a href="#">RatingInfo_FL.csv</a>	<a href="#">RatingInfoDetail_FL.csv</a>
GA	<a href="#">PlanInfo_GA.csv</a>	<a href="#">RatingInfo_GA.csv</a>	<a href="#">RatingInfoDetail_GA.csv</a>
HI	<a href="#">PlanInfo_HI.csv</a>	<a href="#">RatingInfo_HI.csv</a>	<a href="#">RatingInfoDetail_HI.csv</a>
IA	<a href="#">PlanInfo_IA.csv</a>	<a href="#">RatingInfo_IA.csv</a>	<a href="#">RatingInfoDetail_IA.csv</a>
ID	<a href="#">PlanInfo_ID.csv</a>	<a href="#">RatingInfo_ID.csv</a>	<a href="#">RatingInfoDetail_ID.csv</a>
IL	<a href="#">PlanInfo_IL.csv</a>	<a href="#">RatingInfo_IL.csv</a>	<a href="#">RatingInfoDetail_IL.csv</a>
IN	<a href="#">PlanInfo_IN.csv</a>	<a href="#">RatingInfo_IN.csv</a>	<a href="#">RatingInfoDetail_IN.csv</a>

#### MEDICARE BENEFITS ANALYZER™ for MEDICARE ADVANTAGE & PDP BENEFITS DETAIL:

- ✓ Access to Plan Information, Rating Information and Rating Detail datasets
- ✓ Export the 50-state comprehensive data file or download a single state
- ✓ Easy integration with internal datasets



Track MEDICARE ADVANTAGE and PART D membership *by plan*



COMPETE *more effectively* for SENIOR MARKET business using the latest product and plan intelligence

Parent	Plan Name	ID	Type	State	County	PartD	SNP	EGHP	Enrolled
UNITEDHEALTH GROUP	AARP MedicareRx Preferred (PDP)	S5820-010	Medicare Prescription Drug Plan	FL	Palm Beach	Y	N	N	35,073
CVS CAREMARK CORPORATION	Advantage Star Plan by RxAmerica (PDP)	S5644-188	Medicare Prescription Drug Plan	FL	Miami-Dade	Y	N	N	33,248
UNIVERSAL AMERICAN FINANCIAL	Community CCRx Basic (PDP)	S5803-080	Medicare Prescription Drug Plan	FL	Miami-Dade	Y	N	N	25,051

Save TIME and MONEY with Medicare Business Online™ ... MFA processes & uploads CMS data to make it easy for you.

- ✓ Updates within 1-day of CMS release
- ✓ All tables & datasets Downloadable
- ✓ Medicare eligible data and senior market projections

Track month to month enrollment for Medicare Advantage and PDP nationwide.

- ✓ Competitor and market analysis just got easier
- ✓ Membership trends and market share from 2006 through current
- ✓ County-level, state and parent-level tables
- ✓ CMS reports, directories and important notices